

DUBARRY COUNTRY PERFORMANCE BOOTS

CARE GUIDE



Special footwear deserves special treatment.

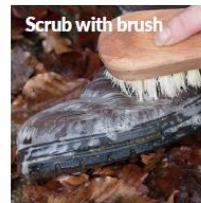
Keep your **Dubarry Country Performance Boots** in tip top condition with our dedicated range of maintenance products and our simple care regime.

Leather is low maintenance and by following these simple instructions using the right care products your Dubarry leather will keep its look and suppleness for many years to come.

1



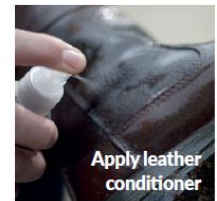
CLEAN - Remove any mud, manure and salt water with clean cold water using a brush to get rid of more stubborn grime. Then **APPLY Dubarry Footwear Cleaner** all over, including any fabric sections, and work-in, brushing vigorously until it lathers. Rinse well with water and **allow to dry naturally for 24 hours** before any further treatment.



2




CONDITION - Apply **Dubarry Leather Conditioner** with a clean cloth/sponge or soft brush, paying particular attention to the flex area of the foot. It may take several layers of application depending on the condition of your footwear. Clean off any excess fluid and allow to dry for 2-3 hours before next treatment.



3



PROTECT - Spray **Dubarry Footwear Protector** all over your footwear, applying several layers, allowing absorption of each layer before applying the next. This restores the water repellency of the leather. This step is best completed outside or in a well-ventilated area.



4



EXTRA PROTECTION - For footwear that gets plenty of outdoor use we recommend that you use our **Dubarry Leather Cream**. This is for use **on smooth/pull-up leathers ONLY**. Repeated wetting and drying can eventually cause leather to crack and like human skin these natural leathers require regular moisturising. Apply sparingly with a soft cloth or brush paying particular attention to the **flex area** that bends as you walk. Our specially formulated Leather Cream contains tea tree oil, eucalyptus oil, emu oil, beeswax and lanolin to help protect, preserve and soften the leather while at the same time enhancing its water repellent properties. It will often cause lighter coloured leathers to darken slightly.



ADDITIONAL CARE TIPS

- Salt water, yard manure and waste liquids can be very corrosive to leather. To prolong performance and protection for your Dubarry footwear, always scrub them with a brush and rinse with fresh tap water after exposure
- Never dry your Dubarry footwear near an open fire/range or use artificial heat as this will damage the leather

STORAGE INSTRUCTIONS

- Boots should be cleaned, dried and treated before storing for a prolonged period
- Storage environment should be cool, dry and consistent
- Avoid storage in direct sunlight, or any extreme conditions
- Boots will keep better shape over time when Dubarry boot trees and toe fillers are inserted



CAUTIONS WHEN USING ALL FOOTWEAR CARE PRODUCTS: Irritating to eyes. Keep away from areas of ignition. Do not smoke around products. Vapours may cause dizziness and drowsiness. Avoid contact with eyes and skin. Use in a well ventilated area. In the case of contact with eyes, rinse immediately with cold water and seek medical advice. Keep containers tightly closed.

DUBARRY LEATHER COLOUR RESTORER

Bring your footwear's colour back to life

For well-worn footwear we have developed a **Leather Colour Restorer** to help enhance the leather finish of your footwear. However, **DO NOT USE ON NUBUCK LEATHER OR SUEDE.**

In addition to its use on the leather upper of your footwear it is also extremely effective as a dressing/ finishing on any leather soled footwear for the sole and heel edges.

Available in the three most popular colour categories of leather footwear: **Black, Mid Browns** and **Dark Browns**.



Restorer colour	For use on Dubarry leather colours
BLACK	Black, Dark Navy, Carbon
MID BROWNS	Brown, Chestnut, Bourbon, Whiskey, Tan
DARK BROWNS	Mahogany, Old Rum, Donkey Brown

The above is intended only as a guide for use on some of the Dubarry smooth leather colourways. Always experiment first on a small portion of your footwear's leather in a discreet location to make sure that you are happy with the end result before applying all over.

Please note that Dubarry Footwear Cleaner, Dubarry Leather Conditioner, Dubarry Footwear Protector and Dubarry Leather Cream are all neutral and can be used on all colours.

How to use Leather Colour Restorer

Dubarry's Leather Colour Restorer has been specially developed for the **smooth leathers** of your Country Performance boots.

- Before using, ensure footwear is clean and dry
- Use a soft cloth or brush to apply a small amount of cream to the smooth leathers only
- Rub the cream gently into the leather. Wipe off excess cream
- Allow to dry for 2 - 3 hours. If desired, a final gentle buff with a clean, soft cloth will bring out the colour even more
- **DO NOT USE ON NUBUCK LEATHER OR SUEDE**

DUBARRY LEATHER TYPES



Suede / nubuck leathers

Smooth / pull-up leathers



Images show Dark Brown Colourway being used on Galway Boots smooth leather

Links to the: [Dubarry Footwear Cleaner](#) ~ [Dubarry Leather Conditioner](#) ~ [Dubarry Footwear Protector](#) ~ [Dubarry Leather Cream](#) ~ [Dubarry Footwear Care Trial Pack](#) ~ [Dubarry Boot Cleaning Kit](#)